

Creating an increase (inc)

An increase stitch is just 2 stitches in a single stitch of the previous round. Instead of 1 sc in the below sc, you'll make 2. This will give you more stitches in the round.


1. With 1 loop already on your hook (from previous stitch), insert hook into your next stitch.



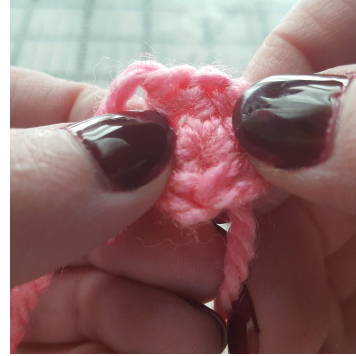



2. YO and pull yarn through stitch.



3. YO and pull yarn through 2 loops on your hook. 1 sc made.



4. Repeat steps 1, 2, and 3 in the SAME space (stitch). Increase created.



This can also be done with other kinds of stitches, depending on what the pattern calls for.